

A Nonlinear QR Algorithm for Banded Nonlinear Eigenvalue Problems

C. KRISTOPHER GARRETT, Computational Physics and Methods, Los Alamos National Laboratory
ZHAOJUN BAI, Department of Computer Science and Department of Mathematics,
University of California, Davis
REN-CANG LI, Department of Mathematics, University of Texas at Arlington

A variation of Kublanovskaya's nonlinear QR method for solving banded nonlinear eigenvalue problems is presented in this article. The new method is iterative and specifically designed for problems too large to use dense linear algebra techniques. For the unstructurally banded nonlinear eigenvalue problem, a new data structure is used for storing the matrices to keep memory and computational costs low. In addition, an algorithm is presented for computing several nearby nonlinear eigenvalues to already-computed ones. Finally, numerical examples are given to show the efficacy of the new methods, and the source code has been made publicly available.

CCS Concepts: • **Mathematics of computing** → **Solvers**; **Computations on matrices**

Additional Key Words and Phrases: Nonlinear eigenvalue problem, banded, Kublanovskaya

ACM Reference Format:

C. Kristopher Garrett, Zhaojun Bai, and Ren-Cang Li. 2016. A nonlinear QR algorithm for banded nonlinear eigenvalue problems. *ACM Trans. Math. Softw.* 43, 1, Article 4 (August 2016), 19 pages.
DOI: <http://dx.doi.org/10.1145/2870628>

1. INTRODUCTION

Given an $n \times n$ (complex) matrix-valued function $H(\lambda)$, the associated *nonlinear eigenvalue problem* (NLEVP) is to determine nonzero n -vectors x and y and a scalar μ such that

$$H(\mu)x = 0, \quad y^*H(\mu) = 0. \quad (1.1)$$

When this equation holds, we call μ a *nonlinear eigenvalue*, x an associated *right eigenvector* (or simply eigenvector), and y an associated *left eigenvector*. The cases $H(\lambda) = A - \lambda I$, $A - \lambda B$, and a matrix polynomial correspond to the linear, generalized, and polynomial eigenvalue problems, respectively.

C. K. Garrett was supported by the Laboratory Directed Research and Development Program of Oak Ridge National Laboratory (ORNL), managed by UT-Battelle, LLC for the U. S. Department of Energy under Contract No. De-AC05-00OR22725.

Z. Bai was supported in part by NSF grant DMS-1115817.

R.-C. Li was supported in part by NSF grants DMS-1115834 and DMS-1317330, and a Research Gift Grant from Intel Corporation.

Authors' addresses: C. K. Garrett, Los Alamos National Laboratory, P.O. Box 1663, MS B265, Los Alamos, NM 87545; email: ckgarrett@lanl.gov; Z. Bai, Department of Computer Science, University of California, Davis, CA 95616; email: bai@cs.ucdavis.edu; R.-C. Li, Department of Mathematics, University of Texas at Arlington, P.O. Box 19408, Arlington, TX 76019; email: rccli@uta.edu.

Permission to make digital or hard copies of part or all of this work for personal or classroom use is granted without fee provided that copies are not made or distributed for profit or commercial advantage and that copies show this notice on the first page or initial screen of a display along with the full citation. Copyrights for components of this work owned by others than ACM must be honored. Abstracting with credit is permitted. To copy otherwise, to republish, to post on servers, to redistribute to lists, or to use any component of this work in other works requires prior specific permission and/or a fee. Permissions may be requested from Publications Dept., ACM, Inc., 2 Penn Plaza, Suite 701, New York, NY 10121-0701 USA, fax +1 (212) 869-0481, or permissions@acm.org.

© 2016 ACM 0098-3500/2016/08-ART4 \$15.00

DOI: <http://dx.doi.org/10.1145/2870628>

Recent demands from various applications have been reigniting interest in the numerical analysis and scientific computing community to seek efficient solutions to certain nonlinear eigenvalue problems, as manifested by the establishment of the collection [Betcke et al. 2013] and the survey articles [Mehrmann and Voss 2004; Tisseur and Meerbergen 2001].

Kublanovskaya [1970] proposed an iterative method for finding a nonlinear eigenvalue and associated eigenvector. The method requires one QR decomposition with column pivoting per iteration step. Thus, generally, it is very expensive because each QR decomposition usually costs $O(n^3)$ flops. Also column pivoting makes it very nearly impossible to take advantage of any additional structure in $H(\lambda)$. Consequently, the method as is is not suitable for $H(\lambda)$ of large size.

This article presents a variation of Kublanovskaya's method [Kublanovskaya 1970] for efficiently computing solutions of the nonlinear eigenvalue problem for which either $H(\lambda)$ is banded with narrow bandwidths relative to n or can be reduced to such a banded matrix. The new method works not only for regularly banded $H(\lambda)$ but also unstructurally banded $H(\lambda)$, by which we mean each row may have a different left and right bandwidth from another.

The methods presented in this article basically use the Newton method, which is known to usually converge quadratically. A recent work on the convergence analysis of Newton-type methods for general nonlinear eigenvalue problems can be found in Szyld and Xue [2013]. To use Newton-type methods, the only important parameter is the choice of initial guess. This simplicity makes them particularly easy to use and flexible in adaptation into large computational tasks that need to solve certain nonlinear eigenvalue problems.

Recently, two MATLAB software projects were developed for nonlinear eigenvalue problems, namely NLEIGS [Güttel et al. 2014] for a class of rational Krylov methods and CORK [Van Beeumen et al. 2015] for a compact rational Krylov method. These are Krylov subspace projection based methods and are capable of exploiting the underlying problem structure via matrix-vector products. To use these methods, it is necessary to carefully choose a number of critical parameters for fast convergence and high accuracy. However, such methods have the potential to find multiple nonlinear eigenvalues simultaneously. Although a comparison of Krylov type methods such as implemented in NLEIGS and CORK and the Newton-type methods such as the nonlinear QR algorithms presented in this article is a subject of further study, a brief comparison is presented in the results section.

Throughout this article we assume that $H(\lambda)$ is (at least) twice differentiable at the desired nonlinear eigenvalues. The $n \times n$ identity matrix will be denoted I_n (or simply I if its dimension is clear from the context) with e_j denoting its j th column. We shall also adopt the MATLAB-like convention to access the entries of vectors and matrices. Let $i : j$ be the set of integers from i to j inclusive. For a vector u and a matrix X , $u_{(j)}$ is u 's j th entry, $X_{(i,j)}$ is X 's (i, j) th entry; and X 's submatrices $X_{(k\ell:i;j)}$, $X_{(k\ell:.)}$, and $X_{(:,i;j)}$ consist of intersections of row k to row ℓ and column i to column j , row k to row ℓ , and column i to column j , respectively. X^T and X^* are the transpose and the complex conjugate transpose of the matrix/vector X , respectively; $\|\cdot\|_2$ denotes the ℓ_2 vector norm or the matrix spectral norm, $\|A\|_F$ the Frobenius norm of matrix A ; $\sigma_{\min}(X)$ is the smallest singular value of X . Finally, the term *nonlinear eigenvalue* will be used throughout to refer to any solution μ to Equation (1.1). This is in contrast to using the term eigenvalue, which will be used to denote the classical definition of an eigenvalue for a matrix. The authors note the term *nonlinear eigenvalue* is not standard, but given the term's frequency of use in this article, it was chosen as a slightly less cumbersome variant of other options.

2. KUBLANOVSKAYA'S METHOD AND RANK REVEALING

2.1. Kublanovskaya's Method

The basic idea of Kublanovskaya's method is to apply Newton's method to the last diagonal entry in the R -factor of $H(\lambda)$'s QR decomposition with column pivoting [Golub and Van Loan 1996, p. 258]:

$$H(\lambda)\Pi(\lambda) = Q(\lambda)R(\lambda),$$

where $\Pi(\lambda)$ is a permutation matrix.¹ Rigorously speaking, the decomposition is not continuous because $\Pi(\lambda)$ is not continuous. But this does not pose any numerical difficulty because the role of $\Pi(\lambda)$, as the result of the column pivoting, is to make sure the last diagonal entry $r_{nn}(\lambda)$ of $R(\lambda)$ becomes zero before any other diagonal entry does. Therefore, at any given λ_0 , we can keep $\Pi(\lambda)$ constant in a small neighborhood of λ_0 and then Newton's method can be applied to drive $H(\lambda)$ towards being more singular, provided $r_{nn}(\lambda)$ is differentiable at λ_0 .

This last condition for the applicability of Newton's method had caused a stir in the past. As was noticed by Jain and Singhal [1983], Kublanovskaya's derivation of $r'_{nn}(\lambda_0)$ is flawed for complex λ . Jain and Singhal gave a 2×2 example,

$$H(\lambda) = \begin{bmatrix} \lambda & 1 \\ 1 & \lambda \end{bmatrix}, \quad (2.1)$$

to claim that $r'_{nn}(\lambda_0)$ might not exist. Unfortunately, they made an error in their calculated QR decomposition of $H(\lambda)$ (near $\lambda_0 = 0$):

$$\alpha \begin{bmatrix} |\lambda|^2 & \bar{\lambda} \\ \bar{\lambda} & -|\lambda|^2 \end{bmatrix} \times \alpha \begin{bmatrix} \lambda(1 + |\lambda|^2) & \lambda(\lambda + \bar{\lambda}) \\ 0 & \bar{\lambda}(1 - \lambda^2) \end{bmatrix}, \quad (2.2)$$

where $\alpha = [|\lambda|^2(1 + |\lambda|^2)]^{-1/2}$. It can be seen that the (1, 2) entry of the product is $\alpha^2[\bar{\lambda}^2 + \lambda^3\bar{\lambda}] \neq 1$, and thus it is an incorrect QR decomposition for $H(\lambda)$. The correct QR decomposition, however, is

$$H(\lambda) = \beta \begin{bmatrix} \lambda & 1 \\ 1 & -\bar{\lambda} \end{bmatrix} \times \beta \begin{bmatrix} 1 + |\lambda|^2 & \lambda + \bar{\lambda} \\ 0 & 1 - \lambda^2 \end{bmatrix}, \quad (2.3)$$

where $\beta = (1 + |\lambda|^2)^{-1/2}$. Thus $r_{22}(\lambda) = \beta(1 - \lambda^2) = 1 + O(\lambda^2)$, which yields the derivative $r'_{22}(0) = 0$ (see Li [1989]).

Despite the flaw in Kublanovskaya's derivation, her expression for $r'_{nn}(\lambda_0)$ was later proved still valid [Li 1989]. Let

$$H(\lambda_0)\Pi = Q_0 R_0 \equiv Q_0 \times \begin{matrix} & & n-1 & 1 \\ & & \begin{bmatrix} R_{11}^{(0)} & r_{12}^{(0)} \\ 0 & r_{nn}^{(0)} \end{bmatrix} \\ & & 1 & \end{matrix} \quad (2.4)$$

be the QR decomposition for $H(\lambda_0)\Pi$, where Π is a permutation matrix such that $R_{11}^{(0)}$ is nonsingular. Then, in some neighborhood of λ_0 , there exists a QR decomposition of $H(\lambda)\Pi$

$$H(\lambda)\Pi = Q(\lambda) R(\lambda) \equiv Q(\lambda) \times \begin{matrix} & & n-1 & 1 \\ & & \begin{bmatrix} R_{11}(\lambda) & r_{12}(\lambda) \\ 0 & r_{nn}(\lambda) \end{bmatrix} \\ & & 1 & \end{matrix}, \quad (2.5)$$

¹Kublanovskaya actually did equivalently the QR decomposition for $[H(\lambda)]^*$.

such that (from Appendix A, see also Remark 2.1.4)

$$r_{nn}(\lambda) = r_{nn}^{(0)} + (Q_0 e_n)^* H'(\lambda_0) \Pi \begin{bmatrix} -z \\ 1 \end{bmatrix} (\lambda - \lambda_0) + O(|\lambda - \lambda_0|^2), \quad (2.6)$$

and z is determined by $R_{11}^{(0)} z = r_{12}^{(0)}$. Therefore

$$r'_{nn}(\lambda_0) = (Q_0 e_n)^* H'(\lambda_0) \Pi \begin{bmatrix} -z \\ 1 \end{bmatrix}. \quad (2.7)$$

Consequently, the next approximation by Newton's method is

$$\lambda_1 = \lambda_0 - \frac{r_{nn}(\lambda_0)}{r'_{nn}(\lambda_0)} = \lambda_0 - \frac{r_{nn}^{(0)}}{r'_{nn}(\lambda_0)}. \quad (2.8)$$

This process repeats itself to generate a sequence of approximations λ_i until convergence, which is usually recognized by, for example, checking if $|r_{nn}(\lambda_i)|/\|H(\lambda_i)\|_F$ is less than or equal to a given tolerance. At convergence, one can take

$$x = \Pi \begin{bmatrix} -z \\ 1 \end{bmatrix}, \quad y = Q_i e_n \quad (2.9)$$

as the corresponding right and left eigenvectors.

Remark 2.1. There are several remarks to be made on the preceding Newton's method.

- (1) Iteration (2.8) is mathematically the same as the original Kublanovskaya's formula (applied to $[H(\lambda)]^*$). However, the right-hand side of Equation (2.8) does not involve the inverse of R_0 but only $R_{11}^{(0)}$ (see Equation (2.7)), unlike Kublanovskaya's formulation, and thus is better suited for numerical use.
- (2) The permutation matrix Π does not necessarily have to come from the QR decomposition with column pivoting. Its only role, regarding the derivations from Equations (2.4) to (2.8), is to ensure that $R_{11}^{(0)}$ is nonsingular. Of course, practically Π that makes $r_{nn}^{(0)}$ comparable in magnitude to the smallest singular value $\sigma_{\min}(R_0)$ of R_0 should be preferred. This observation, though simple, is numerically significant and what the rest of our development relies on.
- (3) It is possible that for a given nonlinear eigenvalue, μ , the matrix $R(\mu)$ has a nullspace of dimension greater than one. In this case, $R_{11}^{(0)}$ in Equation (2.4) will become "less and less nonsingular" as $\lambda_0 \rightarrow \mu$ and thus it may become more and more difficult to accurately solve for z in Equations (2.6) and (2.7). In Li [1992, Section 3], a more general algorithm is proposed where, after a set number of iterations, r_{nn} may be replaced by a block matrix whose size changes iteratively to ultimately match the dimension of the nullspace of $R(\mu)$.
- (4) There is a subtlety in the definition of $r_{nn}(\lambda)$ and $r'_{nn}(\lambda_0)$ from Equations (2.6) and (2.7) that needs to be addressed since the QR decomposition is not unique. In Li [1989], it was shown that given Q_0 and R_0 from Equation (2.4), there is a QR decomposition such that $H(\lambda)\Pi = Q(\lambda)R(\lambda)$ with Q and R differentiable at $\lambda = \lambda_0$. This is the QR decomposition implicitly referenced in the definition of $r_{nn}(\lambda)$ and $r'_{nn}(\lambda_0)$. However, any QR decomposition may be used when referenced in the rest of this article. A derivation for finding the differentiable Q and R at $\lambda = \lambda_0$ is given in Appendix A.

2.2. Rank Revealing

As we commented above, the role of the column pivoting is to make sure the last diagonal entry $r_{nn}(\lambda)$ of $R(\lambda)$ becomes zero before any other diagonal entry does as well as that² $r_{nn}(\lambda)$ has a comparable magnitude to the smallest singular value of $R(\lambda)$. This purpose can also be fulfilled by using any of the rank revealing techniques in Chan [1987], Chandrasekaran and Ipsen [1994], Foster [1986], Gu and Eisenstat [1996], and Hong and Pan [1992].

In what follows, we first explain the general idea of modifying Kublanovskaya's method with the use of a rank revealing technique and then how to efficiently adapt the idea to banded $H(\lambda)$.

The theoretical foundation of rank revealing is the following well-known theorem. A proof is given for completeness.

THEOREM 2.1. *Let $A \in \mathbb{C}^{n \times n}$, $x \in \mathbb{C}^n$, $\|x\|_2 = 1$,*

$$k = \operatorname{argmax}_i |x_{(i)}|, \quad (2.10)$$

where $\Pi \in \mathbb{R}^{n \times n}$ is a permutation matrix such that $\Pi e_n = e_k$, and $A\Pi = QR$ is the QR decomposition of $A\Pi$. If $\|Ax\|_2 = \epsilon$, then $|R_{(n,n)}| \leq \sqrt{n}\epsilon$.

PROOF. Notice that $|x_{(k)}| = \max_i |x_{(i)}|$ and $\|x\|_2 = 1$ imply $|x_{(k)}| \geq 1/\sqrt{n}$. We have

$$\epsilon = \|Ax\|_2 = \|A\Pi\Pi^T x\|_2 = \|QR\Pi^T x\|_2 = \|R\Pi^T x\|_2 \geq |R_{(n,n)}x_{(k)}| \geq |R_{(n,n)}|/\sqrt{n},$$

as expected. \square

How tiny can ϵ get in this theorem? It is known that $\epsilon \geq \sigma_{\min}(A)$ always and $\epsilon = \sigma_{\min}(A)$ if and only if x is A 's (right) singular vector corresponding to $\sigma_{\min}(A)$. Also, in this theorem, there is no requirement as to how the rest of the columns of A are permuted, except its k th column has to be permuted to the last. This degree of freedom will become handy in dealing with $H(\lambda)$ with special structures, for example, being banded.

Now we return to Kublanovskaya's method. At λ_0 , we first compute the QR decomposition without any column pivoting [Demmel 1997; Golub and Van Loan 1996; Stewart 1998],

$$H(\lambda_0) = \tilde{Q}_0 \tilde{R}_0. \quad (2.11)$$

Next, we seek $x \in \mathbb{C}^n$ and $\|x\|_2 = 1$ such that $\|\tilde{R}_0 x\|_2$ is comparable to $\sigma_{\min}(\tilde{R}_0)$. This can usually be accomplished by a few steps of inverse iteration on $\tilde{R}_0^* \tilde{R}_0$: pick an initial $x_0 \in \mathbb{C}^n$ and normalize³ it to have $\|x_0\|_2 = 1$, and then perform

$$\tilde{R}_0^* y = x_i, \quad \tilde{R}_0 z = y, \quad x_{i+1} = z/\|z\|_2 \quad \text{for } i = 0, 1, \dots \quad (2.12)$$

Usually, no more than five iterations are needed in our numerical examples. Each step of Equation (2.12) is very cheap. How do we choose x_0 ? An obvious one is a random vector or the vector of all ones. This should be good, but as convergence begins to emerge, a better choice will be the x from the previous Newton iteration step.

Let $x = x_i$ be the last x_i from the iteration process (Equation (2.12)), and then k as in Equation (2.10), and let

$$\Pi = [e_1, \dots, e_{k-1}, e_{k+1}, \dots, e_n, e_k] \in \mathbb{R}^{n \times n},$$

²This is not always guaranteed. One example is the Kahan matrix [Kahan 1966, p. 791].

³For computational efficiency, x_i can be scaled to $\|x_i\|_\infty = 1$ because all we need is the index of its largest entry in magnitude, where $\|\cdot\|_\infty$ is the ℓ_∞ vector norm.

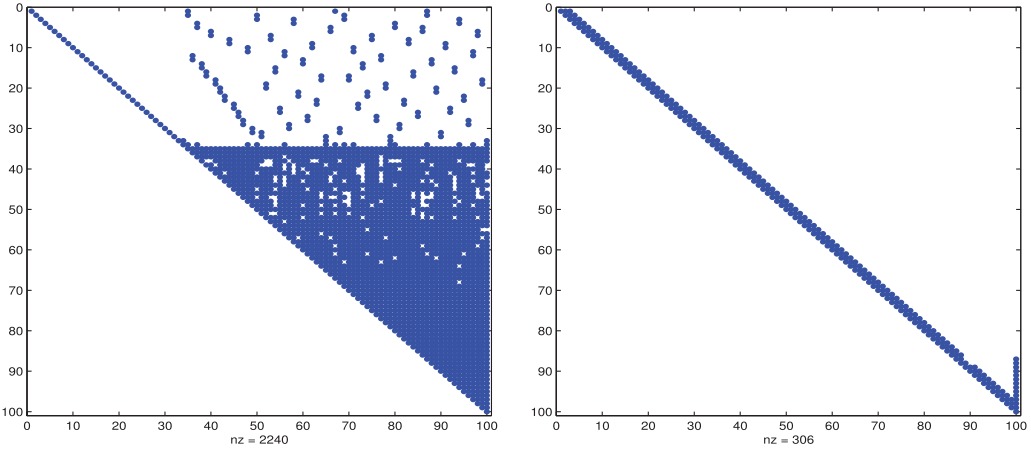


Fig. 1. The sparsity pattern of the R -factors for the QR decompositions of $H(1)$ for the modified loaded string problem (3.1). Left: with standard column pivoting; right: with the rank-revealing technique in Section 3.3.

that is, Π will move the k th column of \tilde{R}_0 in Equation (2.13) to the last while shifting its $(k+1)$ st to n th columns forward each by 1. Compute the QR decomposition

$$\tilde{R}_0 \Pi = \hat{Q}_0 R_0, \quad (2.13)$$

and, finally,

$$H(\lambda_0) \Pi = \tilde{Q}_0 \tilde{R}_0 \Pi = (\tilde{Q}_0 \hat{Q}_0) R_0 \equiv Q_0 R_0, \quad (2.14)$$

for which the last diagonal entry $r_{nn}^{(0)}$ of R_0 is usually of comparable magnitude to $\sigma_{\min}(R_0)$.

3. BANDED QR DECOMPOSITIONS AND RANK REVEALING

In general, computing the QR decomposition (Equation (2.4)) costs $O(n^3)$ flops, even when $H(\lambda)$ has certain favorable structure, including being banded with very small (left and right) bandwidths. This occurs because the column pivoting can and will destroy the structure and make ensuing computations cost $O(n^3)$ flops, and that is too expensive. For an example of this phenomenon, we modify the loaded string problem [Betcke et al. 2008; Huang et al. 2010] to give the following NLEVP:

$$H(\lambda)x = (A - \lambda B + e^{-\lambda} D)x = 0, \quad (3.1)$$

where $h = 1/n$ and

$$A = \frac{1}{h} \begin{bmatrix} 2 & -1 & & & \\ -1 & \ddots & \ddots & & \\ & \ddots & 2 & -1 & \\ & & -1 & 1 & \end{bmatrix}, \quad B = \frac{h}{6} \begin{bmatrix} 4 & 1 & & & \\ 1 & \ddots & \ddots & & \\ & \ddots & 4 & 1 & \\ & & 1 & 2 & \end{bmatrix}, \quad D = e_n e_n^*.$$

Figure 1 shows the sparsity pattern in the R -factors for the QR decompositions of $H(1)$ for $n = 100$. It is evident that the R -factor from the QR decomposition with column pivoting is sufficiently dense that the QR decomposition with column pivoting will require $O(n^3)$ flops to complete, whereas for the R -factor by the rank revealing QR decomposition in Sections 3.2 and 3.3 below, it costs only $O(n)$. That is where the computational savings come from.

3.1. Structurally Banded QR Decomposition

Write $H(\lambda) = (h_{ij}(\lambda))$. If

$$h_{ij}(\lambda) \equiv 0 \quad \text{for } j < i - p \text{ or } j > i + q, \quad (3.2)$$

then we say that $H(\lambda)$ is *banded* with *left bandwidth* p and *right bandwidth* q .

In principle, the following development is valid for either $p = n - 1$ or $q = n - 1$ or both. However, it is only in the case $p \ll n$ that it takes much less work than $O(n^3)$ flops to obtain the desired QR decomposition (2.14). In the case when $q \ll n$ but $p \ll n$, we should work with the transpose of $H(\lambda)$, instead.

For such $H(\lambda)$, the R -factor in its QR decomposition without any column pivoting is an upper triangular matrix with *right bandwidth* $\min\{n - 1, p + q\}$, namely \tilde{R}_0 in Equation (2.11). But, in general, the upper triangular part as well as the p subdiagonals of Q_0 are possibly nonzero. This still makes the overall cost $O(n^3)$ if Q_0 is formed explicitly. Fortunately, Q_0 does not have to be formed explicitly and it should not be, especially when $p \ll n$. In fact, Q_0 can stay in its factored form as the product of either $n - 1$ Householder transformations, each of which takes $p + 2$ floating point numbers of storage or $n - 1$ Givens rotations, each of which takes 2 floating point numbers of storage if $p = 1$; see for examples Demmel [1997], Golub and Van Loan [1996], and Stewart [1998].

Specifically, in Equation (2.11) we have

$$\tilde{Q}_0 = U_1^* U_2^* \cdots U_{n-1}^*, \quad U_i = \begin{bmatrix} I_{i-1} & & \\ & W_i & \\ & & I_{n-p-i} \end{bmatrix},$$

where I_j with $j \leq 0$ is understood as an empty matrix, $W_i \in \mathbb{C}^{(p+1) \times (p+1)}$ is either a Householder matrix (when $p > 1$) or a Givens rotation (when $p = 1$). Each W_i can be recorded by no more than $p + 2$ floating point numbers. In Equation (2.13),

$$\hat{Q}_0 = V_k^* V_{k+1}^* \cdots V_{n-1}^*, \quad V_i = \begin{bmatrix} I_{i-1} & & \\ & Z_i & \\ & & I_{n-i-1} \end{bmatrix},$$

where $Z_i \in \mathbb{C}^{2 \times 2}$ is a Givens rotation. Finally, Equation (2.14) holds with

$$Q_0 = \tilde{Q}_0 \hat{Q}_0 = U_1^* U_2^* \cdots U_{n-1}^* V_k^* V_{k+1}^* \cdots V_{n-1}^*,$$

which will be used to compute $Q_0 e_n$. The matrix R_0 in Equation (2.13) is very well structured: Its first $n - 1$ columns are upper triangular with the right bandwidth $p + q$, and its last column has possible nonzero entries from the $\min\{k - p - q, 1\}$ position to the last position.

3.2. Unstructurally Banded QR Decomposition

In this subsection, we shall consider an unstructurally banded QR decomposition by which we mean $H(\lambda) = (h_{ij}(\lambda))$ in Equation (1.1) characterized by two sets of integers,

$$\partial_U = \{\ell_1^U, \ell_2^U, \dots, \ell_n^U\} \quad (\text{upper column boundaries}), \quad (3.3a)$$

$$\partial_L = \{\ell_1^L, \ell_2^L, \dots, \ell_n^L\} \quad (\text{lower column boundaries}), \quad (3.3b)$$

in such a way that

$$h_{ij}(\lambda) \equiv 0 \quad \text{for } i > \ell_j^L \text{ or } i < \ell_j^U. \quad (3.4)$$

For convenience, we will assume

$$\ell_j^U \leq j \leq \ell_j^L. \quad (3.5)$$

All (structurally) banded $H(\lambda)$ as defined in Section 3 are examples of unstructurally banded matrices. For example, for tridiagonal $H(\lambda)$,

$$\partial_U = \{1, 1, 2, \dots, n-1\}, \quad \partial_L = \{2, 3, \dots, n, n\}.$$

On the other hand, an unstructurally banded $H(\lambda)$ with upper and lower column boundaries (Equations (3.3)) is a (structurally) banded NLEVP with left bandwidth and right bandwidth given by

$$p = \max_j \{\ell_j^L - j\}, \quad q = \max_j \{j - \ell_j^U\}.$$

For ease of implementation, the third set of integers:

$$\partial_R = \{\ell_1^R, \ell_2^R, \dots, \ell_n^R\} \quad (\text{right row boundaries}), \quad (3.6)$$

should also be made available, where ∂_R is defined by

$$h_{ij}(\lambda) \equiv 0 \quad \text{for } j > \ell_i^R. \quad (3.7)$$

The right row boundary can be computed from the upper column boundary ∂_U in Equation (3.3a) as follows:

- 1 $\ell_i^R := i$ for $i = 1 : n$;
- 2 For $j = 2 : n$
- 3 $\ell_i^R := \max\{j, \ell_i^R\}$ for $i = \ell_j^U : j - 1$;
- 4 EndFor.

In what follows, we will explain how to efficiently compute the QR decomposition of an unstructurally banded matrix with upper and lower column boundaries (Equation (3.3)) and right row boundary (Equation (3.6)).

Suppose that $T = (t_{ij}) \in \mathbb{C}^{n \times n}$ is unstructurally banded with the upper column, lower column, and right row boundaries

$$\partial_U = \{\ell_1^U, \ell_2^U, \dots, \ell_n^U\}, \quad \partial_L = \{\ell_1^L, \ell_2^L, \dots, \ell_n^L\}, \quad \partial_R = \{\ell_1^R, \ell_2^R, \dots, \ell_n^R\}, \quad (3.8)$$

that is,

$$t_{ij} = 0 \quad \text{for } i > \ell_j^L \text{ or } i < \ell_j^U \text{ or } j > \ell_i^R.$$

We are interested in efficient ways to compute T 's QR decomposition: $T = QR$. The interesting case is when $\max_j \{\ell_j^L - \ell_j^U\} \ll n$, and thus T is very sparse.

As in the (structurally) banded case, the QR decomposition $T = QR$ can still be computed as

$$Q = U_1^* U_2^* \cdots U_{n-1}^*, \quad U_i = \begin{bmatrix} I_{i-1} & & \\ & W_i & \\ & & \ddots \end{bmatrix}, \quad (3.9)$$

where W_i is either the scalar 1 or a Householder transformation whose dimension will be determined at runtime⁴ and can be seen to be no more than

$$\hat{m} = \max_j \{\ell_j^L - j\} + 1$$

at the beginning. At the same time, R is upper triangular (so its lower column boundary must be $\{1, 2, \dots, n\}$) and unstructurally banded with its upper column boundary to be

⁴If $p = 1$, then Givens rotations can be used.

determined at runtime but with the guarantee that each column has no more than

$$m = \hat{m} + \max_j \{j - \ell_j^U\}$$

nontrivial consecutive entries starting at the diagonal entry upwards.

Each Householder transformation $W = I - 2uu^* \in \mathbb{C}^{i \times i}$ that transforms x to αe_1 can be represented by $i + 1$ complex values as:

$$u = \frac{x - \alpha e_1}{\|x - \alpha e_1\|_2}, \quad \text{if } x \neq \alpha e_1,$$

where α is chosen so $|\alpha| = \|x\|_2$ (since W is unitary) and $|x_{(1)} - \alpha| = |x_{(1)}| + |\alpha|$ (to avoid possible cancellation in $x_{(1)} - \alpha$), and then

$$w = x - \alpha e_1, \quad \beta = \frac{2}{\|x - \alpha e_1\|_2^2} = \frac{1}{\|x\|_2(\|x\|_2 + |x_{(1)}|)}$$

to give $W = I - \beta w w^*$. If, however, $x = \alpha e_1$ for some $\alpha \in \mathbb{C}$, including the cases $x = 0$ or x of dimension 1, then simply taking $\beta = 0$ will do the job.

Based on the above discussion, we propose to store T into an $m \times n$ array T^{wk} to begin with in such a way that the nontrivial entries of T 's j th column are stored as the first $\ell_j^L - \ell_j^U + 1$ entries of T^{wk} 's j th column:

$$T_{(1:\ell_j^L - \ell_j^U + 1, j)}^{\text{wk}} = T_{(\ell_j^U: \ell_j^L, j)}. \quad (3.10)$$

For an example of the sparse storage and indexing, consider the 5×5 matrix

$$T = \begin{pmatrix} 1 & 0 & 0 & 0 & 0 \\ 0 & 2 & 4 & 0 & 0 \\ 0 & 3 & 5 & 7 & 0 \\ 0 & 0 & 6 & 8 & 9 \\ 0 & 0 & 0 & 0 & 10 \end{pmatrix}.$$

Then

$$\partial_U = \{1, 2, 2, 3, 4\}, \quad \partial_L = \{1, 3, 4, 4, 5\}, \quad \partial_R = \{1, 3, 4, 5, 5\},$$

and

$$T^{\text{wk}} = \begin{pmatrix} 1 & 2 & 4 & 7 & 9 \\ 0 & 3 & 5 & 8 & 10 \\ 0 & 0 & 6 & 0 & 0 \end{pmatrix}.$$

During the process of computing $T = QR$,

- (1) $\partial_U = \{\ell_1^U, \ell_2^U, \dots, \ell_n^U\}$ and $\partial_R = \{\ell_1^R, \ell_2^R, \dots, \ell_n^R\}$ are updated to be the upper column and right row boundaries of the R -factor, respectively;
- (2) T^{wk} is updated to contain the R -factor in such a way that

$$T_{(1:j - \ell_j^U + 1, j)}^{\text{wk}} = R_{(\ell_j^U: j, j)};$$

- (3) $\partial_L = \{\ell_1^L, \ell_2^L, \dots, \ell_n^L\}$ is updated to yield the dimensions of the $n - 1$ Householder transformations W_j in Equation (3.9): $\ell_j^L - j + 1$;
- (4) The Householder transformations W_j are compactly stored as an $(\hat{m} + 1) \times (n - 1)$ array Q^{wk} in such a way that

$$W_j = I_{\ell_j^L - j + 1} - \beta_j w_j w_j^*, \quad Q_{(1:\ell_j^L - j + 2, j)}^{\text{wk}} = \begin{bmatrix} \beta_j \\ w_j \end{bmatrix}.$$

3.3. Rank-Revealing of the R -Factor

Suppose that $R = (r_{ij}) \in \mathbb{C}^{n \times n}$ is unstructurally banded and upper triangular, typically as the result of unstructurally banded QR decomposition, with upper column and right row boundaries

$$\partial_U = \{\ell_1^U, \ell_2^U, \dots, \ell_n^U\}, \quad \partial_R = \{\ell_1^R, \ell_2^R, \dots, \ell_n^R\}, \quad (3.11)$$

that is,

$$r_{ij} = 0 \quad \text{for } i < \ell_j^U \text{ or } j > \ell_i^R.$$

Since R is upper triangular, its lower column boundary is $\partial_L = \{1, 2, \dots, n\}$. Performing a rank-revealing QR decomposition as outlined in Subsection 2.2 requires efficient ways to

- (1) solve linear systems $Rx = b$ and $R^*x = b$, and
- (2) compute the QR decomposition of the matrix $[R_{(:,1:k-1)}, R_{(:,k+1:n)}, R_{(:,k)}]$ permuted from R by moving its k th column to the last and shifting columns $k+1$ to n one to the left.

Assume that R is compactly stored as an $m \times n$ array R^{wk} in such a way that

$$R_{(1:j-\ell_j^U+1,j)}^{\text{wk}} = R_{(\ell_j^U:j,j)}.$$

The triangular linear system $Rx = b$ can be solved by a column-oriented version of backward substitution [Golub and Van Loan 1996, Section 3.1] to overwrite b in place:

```

0  Solve  $Rx = b$ .
1  For  $i = n : -1 : 2$ 
2       $b_{(i)} = b_{(i)} / R_{(i-\ell_i^U+1,i)}^{\text{wk}}$ ;
3       $b_{(\ell_i^U:i-1)} = b_{(\ell_i^U:i-1)} - b_{(i)} R_{(1:i-\ell_i^U,i)}^{\text{wk}}$ ;
4  EndFor
5   $b_{(1)} = b_{(1)} / R_{(1,1)}^{\text{wk}}$ .

```

(3.12)

The key point is to update the relevant portion of b after each new entry of the solution is computed. The same idea is applicable to solving $R^*x = b$, except, in this case, we use a row-oriented version of forward substitution. Here is an outline of the implementation:

```

0  Solve  $R^*x = b$ .
1   $b_{(1)} = b_{(1)} / \text{conj}(R_{(1,1)}^{\text{wk}})$ ;
2  For  $i = 2 : n$ 
3       $b_{(i)} = b_{(i)} - \text{conj}(R_{(1:i-\ell_i^U,i)}^{\text{wk}})^T b_{(\ell_i^U:i-1)}$ ;
4       $b_{(i)} = b_{(i)} / \text{conj}(R_{(i-\ell_i^U+1,i)}^{\text{wk}})$ ;
5  EndFor.

```

(3.13)

Next, we consider computing the QR decomposition of the matrix

$$[R_{(:,1:k-1)}, R_{(:,k+1:n)}, R_{(:,k)}] = \tilde{Q}\tilde{R} \quad (3.14)$$

for a given k , where R is stored as R^{wk} . As in the (structurally) banded case, this can be done by $n - k$ Givens rotations

$$\tilde{Q} = V_k^* V_{k+1}^* \cdots V_{n-1}^*, \quad V_i = \begin{bmatrix} I_{i-1} & & \\ & Z_i & \\ & & I_{n-i-1} \end{bmatrix}, \quad Z_j = \begin{bmatrix} c_j & s_j \\ -s_j^* & c_j \end{bmatrix}, \quad (3.15)$$

where $c_j \in \mathbb{R}$ and $s_j \in \mathbb{C}$, $c_j^2 + |s_j|^2 = 1$. At its completion,

ALGORITHM 1: Nonlinear QR Algorithm for Unstructurally Banded NLEVP

Given unstructurally banded $H(\lambda)$ and its upper column boundary $\partial_U^{(0)}$, lower column boundary $\partial_L^{(0)}$, and (optionally) right row boundary $\partial_R^{(0)}$, initial guess $\lambda_0 \in \mathbb{C}$, and a relative tolerance `rtol`, this algorithm computes a nonlinear eigenvalue μ of $H(\lambda)$, and optionally (left and/or right) eigenvectors x and y as in (1.1).

```

1: for  $i = 0, 1, \dots$  do
2:   if  $i > 0$  and  $|r_{nn}(\lambda_i)|/\|H(\lambda_i)\|_F \leq \text{rtol}$  then
3:     break;
4:   else
5:      $\partial_U = \partial_U^{(0)}, \partial_L = \partial_L^{(0)}, \partial_R = \partial_R^{(0)}$ ;
6:      $T = H(\lambda_i)$  but compactly stored as  $T^{\text{wk}}$  to satisfy (3.10);
7:     compute  $T = QR$  as outlined at the end of Section 3.2;
8:     compute a rank-revealing QR of  $R$  as in Section 3.3;
9:     compute  $\lambda_{i+1}$  according to (2.7) and (2.8), as outlined in Section 4;
10:    end if
11:  end for
12: (optionally) compute right and/or left eigenvectors  $x$  and  $y$  as by (2.9);
13: return  $\lambda_{i+1}$  as an approximate nonlinear eigenvalue to  $\mu$ , and optionally  $x$  and/or  $y$  as
    approximate right and/or left eigenvectors.

```

- (1) the first $n - 1$ columns in R^{wk} compactly store the first $n - 1$ columns of \tilde{R} ;
- (2) ℓ_j^U is updated to yield the upper column boundary for the first $n - 1$ columns of \tilde{R} ;
- (3) \tilde{Q} is stored in the product form of $n - k$ Givens rotations in an array of $2 \times (n - k)$;
- (4) $r \in \mathbb{C}^n$ is the last column of \tilde{R} .

4. BANDED KUBLANOVSKAYA'S METHOD

An application of Kublanovskaya's method (Equation (2.8)) to the banded $H(\lambda)$ now critically relies on computing z and the last column of the Q -factor in the final QR decomposition computed as described in Sections 3.2 and 3.3.

The final R -factor as in Section 3.3 is stored as two pieces: the first $n - 1$ columns in R^{wk} and a vector r . Then, z can be computed similarly to Equation (3.12). The last column of the Q -factor is

$$U_1^* U_2^* \cdots U_{n-1}^* V_k^* V_{k+1}^* \cdots V_{n-1}^* e_n,$$

where U_i and V_j are from Equations (3.9) and (3.15), respectively. Given U_i and V_j are compactly stored, this vector is easily and efficiently computed.

Algorithm 1 summarizes our variant of Kublanovskaya's method for an unstructurally banded nonlinear eigenvalue problem.

4.1. Some Convertible Cases

There are several examples in the collection [Betcke et al. 2013] that have banded $H(\lambda)$ to begin with. This section discusses how to convert $H(\lambda)$ of the following form:

$$H(\lambda) = A + \sum_{i=1}^k \phi_i(\lambda) u_i v_i^* + \psi(\lambda) B, \quad (4.1)$$

into the banded case (including the possibility of the right bandwidth being $q = n - 1$) at $O(n^3)$ cost, where $A, B \in \mathbb{C}^{n \times n}$, $u_i, v_i \in \mathbb{C}^n$, and ϕ_i and ψ are scalar functions of λ . The cost $O(n^3)$ makes the conversions feasible for small to medium sized $H(\lambda)$ in the form of Equation (4.1).

Case 1: $A = A^*$, $B = \alpha I_n$, and $u_i = v_i$ for $1 \leq i \leq k$. Possibly $\alpha = 0$ or, equivalently, the last term $\psi(\lambda)B$ in Equation (4.1) drops out. First, we find $U_0 \in \mathbb{C}^{n \times n}$ as the product of k Householder transformations such that

$$U_0^*[u_1, u_2, \dots, u_k] = [w_1, w_2, \dots, w_k] \quad (4.2)$$

is upper triangular in the sense that $(w_i)_{(j)} = 0$ for all $j > i$. Next, similarly to the standard technique for reducing a Hermitian matrix to a real symmetric tridiagonal matrix, we find $U_1 \in \mathbb{C}^{n \times n}$ as the product of $n - k$ Householder transformations such that

$$U_1^*(U_0^*AU_0)U_1 = T$$

is a banded Hermitian matrix with its left and right bandwidth k . Finally, with $U = U_0U_1$,

$$U^*H(\lambda)U = T + \sum_{i=1}^k \phi_i(\lambda)w_iw_i^* + \alpha\psi(\lambda)I_n,$$

which is also banded with left and right bandwidth k .

It is possible that the rank ℓ of $[u_1, u_2, \dots, u_k]$ is less than k . Then, in Equation (4.2), we will have $(w_i)_{(j)} = 0$ for all i and $j > \ell$. Consequently U_1 is now the product of $n - \ell$ Householder transformations, and finally $U^*H(\lambda)U$ has left and right bandwidth ℓ .

Case 2: $A = A^*$, $B = B^*$, $u_i = v_i$ for $1 \leq i \leq k$, and one of A and B is positive definite. Suppose B is positive definite and has the Cholesky factorization

$$B = LL^*.$$

Then

$$L^{-1}H(\lambda)L^{-*} = L^{-1}AL^{-*} + \sum_{i=1}^k \phi_i(\lambda)w_iw_i^* + \psi(\lambda)I_n$$

becomes **Case 1** above, where $Lw_i = u_i$.

Case 3: $B = \alpha I_n$. Now A is not necessarily Hermitian, and possibly $\alpha = 0$. First, we find unitary $U_0 \in \mathbb{C}^{n \times n}$ such that

$$U_0^*[u_1, u_2, \dots, u_k, v_1, v_2, \dots, v_k] = [x_1, x_2, \dots, x_k, y_1, y_2, \dots, y_k] \quad (4.3)$$

with $(x_i)_{(j)} = (y_i)_{(j)} = 0$ for $1 \leq i \leq k$ and $j > \ell$, where ℓ is the (numerical) rank of $[u_1, u_2, \dots, u_k, v_1, v_2, \dots, v_k]$. Next, similarly to the standard technique for reducing a non-Hermitian matrix to an upper Hessenberg matrix, we find $U_1 \in \mathbb{C}^{n \times n}$ as the product of $n - \ell$ Householder transformations such that

$$U_1^*(U_0^*AU_0)U_1 = T$$

is banded with its left bandwidth ℓ and right bandwidth $n - 1$. Finally, with $U = U_0U_1$,

$$U^*H(\lambda)U = T + \sum_{i=1}^k \phi_i(\lambda)x_iy_i^* + \alpha\psi(\lambda)I_n,$$

which is also banded with its left bandwidth ℓ and right bandwidth $n - 1$.

4.2. Computation of Several Nearby Nonlinear Eigenvalues

We have presented a variation of Kublanovskaya's method with the goal of making it efficient for (structurally/unstructurally) banded nonlinear eigenvalue problems. Like

the application of any Newton method, it starts at an initial guess μ_0 and ends at an approximate nonlinear eigenvalue if the process converges. Often all nonlinear eigenvalues near a particular point or within a region are sought. A straightforward way would be to repeat the Newton process at various initial points μ_0 near the point or the region. Sometimes starting at different initial points μ_0 does not lead to different approximate nonlinear eigenvalues, and in general it is hard, if not impossible, to know in advance how to pick initial points to avoid such repeated convergence to the same approximate nonlinear eigenvalue.

In what follows, we will explain a method to deflate out any known nearby nonlinear eigenvalues as in Wilkinson [1965, Section 7.48]. Consider solving $f(t) = 0$ for t near a given point $t_0 \in \mathbb{C}$, where $f(t)$ is a nonlinear scalar function and, for our purpose, differentiable. Suppose we know or have computed m zeros r_i ($i = 1 : m$) of $f(t)$ near t_0 , each of multiplicity m_i ,

$$f(r_i) = 0.$$

Usually $m_i = 1$. The simple idea is just to apply the underlying root finder to

$$g(t) := \frac{f(t)}{\prod_{i=1}^m (t - r_i)^{m_i}}. \quad (4.4)$$

In the case of Newton's method,

$$\frac{g(t)}{g'(t)} = \frac{f(t)}{f'(t) - f(t) \sum_{i=1}^m \frac{m_i}{t - r_i}}. \quad (4.5)$$

So for our nonlinear QR algorithm, it is simple to modify Equation (2.8) to

$$\lambda_1 = \lambda_0 - \frac{r_{nn}(\lambda_0)}{r'_{nn}(\lambda_0) - r_{nn}(\lambda_0) \sum_{i=1}^m \frac{m_i}{\lambda_0 - \mu_i}}, \quad (4.6)$$

where μ_i for $1 \leq i \leq m$ are known or already computed zeros with multiplicity m_i , respectively, although usually $m_i = 1$. This idea works rather well in our numerical examples later.

5. NUMERICAL EXAMPLES

Our variant of Kublanovskaya's method in combination with the unstructurally banded data storage format is indices intensive. It is hard to take advantage of MATLAB's built-in pre-compiled functions, and thus, not surprisingly, the algorithm runs slowly if coded in MATLAB for n in the thousands or larger because MATLAB is an interpreted language. So we also provide an implementation in the C++ programming language. Both implementations may be found at Garrett and Li [2013].

Example 5.1. This is a problem from a finite-element model of a vibrating structure with nonproportional damping [Voss 2004]. The λ -matrix $H(\lambda)$ takes the form

$$H(\lambda) = \lambda^2 M + K - \frac{1}{1 + \beta \lambda} \Delta K,$$

where K , M , and ΔK are 9376×9376 real matrices and the parameter β is set to be $\beta = 2 \times 10^{-5}$.

The matrix $H(\lambda)$ is not an unstructurally banded matrix function to begin with, but it becomes one after a symmetric row and column permutation computed by MATLAB's `symrcm` as `perm=symrcm(A)`, where $A = |K| + |M| + |\Delta K|$ and the absolute value of

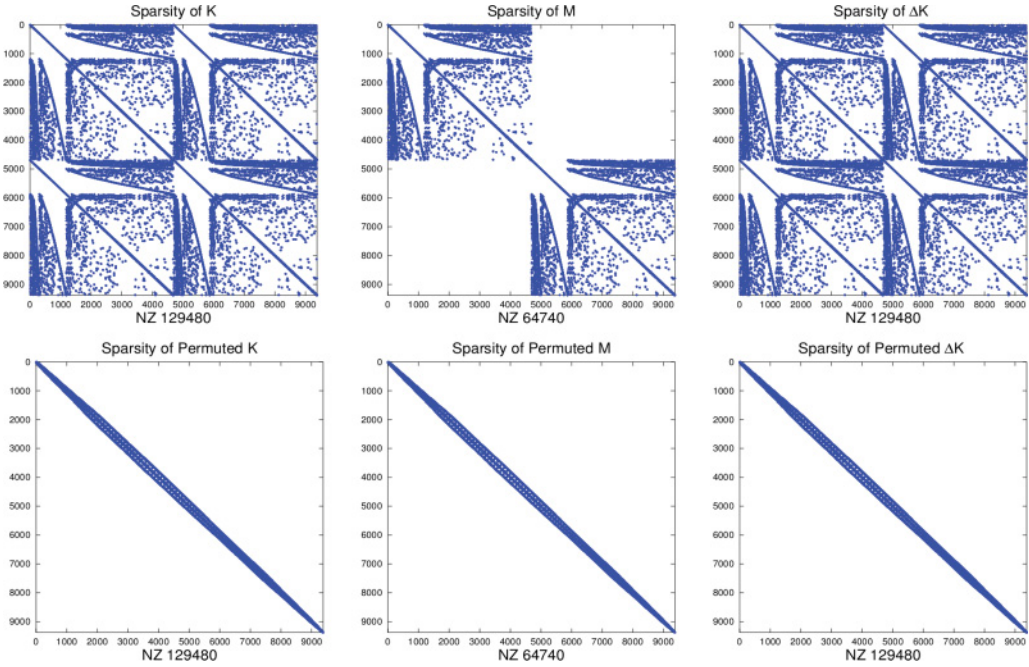


Fig. 2. Sparsity patterns of K , M , and ΔK before and after the permutation for Example 5.1. Top row: before permutation; bottom row: after permutation. NZ below each figure stands for the number of non-zero elements in the matrix.

Table I. Data for Example 5.1 with an Initial Guess of $\lambda_0 = -1 - 10i$

iteration	permuting iterations	permuted column	residual	eigenvalue
0	2	7	1.1e-05	-1.000000e0 - i1.000000e1
1	3	2455	8.9e-05	-1.578073e3 - i2.145839e4
2	2	2787	2.4e-05	-1.374332e3 - i2.143317e4
3	2	2787	2.1e-05	-1.410348e3 - i2.153883e4
4	1	2787	1.5e-06	-1.405421e3 - i2.149456e4
5	1	2787	1.4e-08	-1.408698e3 - i2.149333e4
6	1	2787	1.0e-12	-1.408685e3 - i2.149336e4
7	1	2787	1.5e-17	-1.408685e3 - i2.149336e4

a matrix is understood in the entrywise sense.⁵ Figure 2 shows plots of the sparsity patterns of these matrices before and after the permutation. With the permutation, $H(\lambda)$ becomes unstructurally banded with maximum left and right bandwidths $p = q = 212$, but the bandwidths for most rows are much smaller than 212.

In Table I, we show data for finding one nonlinear eigenvalue starting with an initial guess of $\lambda_0 = -1 - 10i$. The table shows at each iteration:

- permuting iterations: the number of iterations used to compute the column index, k as in Equation (2.10), to be permuted,
- permuted column: the column index, k as in Equation (2.10), of the column to be permuted to the end of the matrix,

⁵We actually used Octave's implementation of `symrcm`, which gives a permutation that differs from the MATLAB implementation.

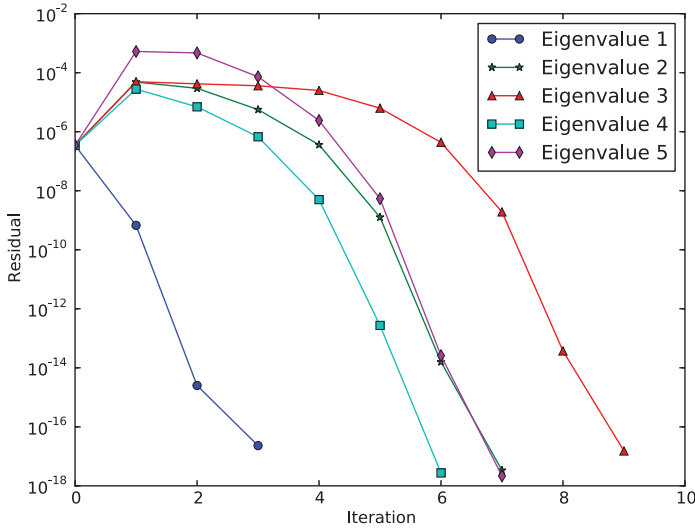


Fig. 3. Figure containing the residuals at each iteration and each nonlinear eigenvalue for Example 5.1 with an initial guess of $\lambda_0 = -1408.0 - i21493$. The different lines represent the different nonlinear eigenvalues.

Table II. Left and Right Normalized Residuals with the Corresponding Computed Nonlinear Eigenvalue for Example 5.1 with an Initial Guess of $\lambda_0 = -1408 - 21493i$

index	left residual	right residual	eigenvalue
1	8.4e-18	5.5e-17	-1.408685e3 - i2.149336e4
2	8.4e-18	5.2e-17	-1.337498e3 - i2.122305e4
3	8.5e-18	5.7e-17	-1.304014e3 - i2.175030e4
4	8.2e-18	5.0e-17	-1.330369e3 - i2.043782e4
5	8.3e-18	4.2e-17	-4.711966e3 - i4.539375e4

- residual: $|r_{nm}(\lambda_i)|/\|H(\lambda_i)\|_F$, where λ_i is the i th iteration’s approximation of the nonlinear eigenvalue,
- eigenvalue: the nonlinear eigenvalue approximation of the i th iteration.

The final left and right normalized residuals $\|y^*H(\lambda)\|_2/\|H(\lambda)\|_F$ and $\|H(\mu)x\|_2/\|H(\mu)\|_F$ were $8.5e-18$ and $5.4e-17$, respectively.

Our current implementation attempts to solve for a nonlinear eigenvalue within a preset maximum number of iterations (default is 10), and, if successful, it deflates the computed nonlinear eigenvalue as described in Section 4.2 and continues to seek the next nonlinear eigenvalue with the same initial guess. The process continues until it fails to find a nonlinear eigenvalue within the preset maximum number of iterations. With the initial guess $-1408 - 21493i$ (chosen because it is close to the nonlinear eigenvalue previously computed), our code is able to find five nonlinear eigenvalues before the maximum number of iterations is surpassed in searching for the sixth nonlinear eigenvalue. Figure 3 shows the residuals for each iteration of the five computed nonlinear eigenvalues. The final left and right normalized residuals for each computed nonlinear eigenvalue, as well as each computed nonlinear eigenvalue, are shown in Table II.

Remark 5.1. In this example, raising the maximum number of iterations does not yield more nonlinear eigenvalues. However, after reaching the maximum number of

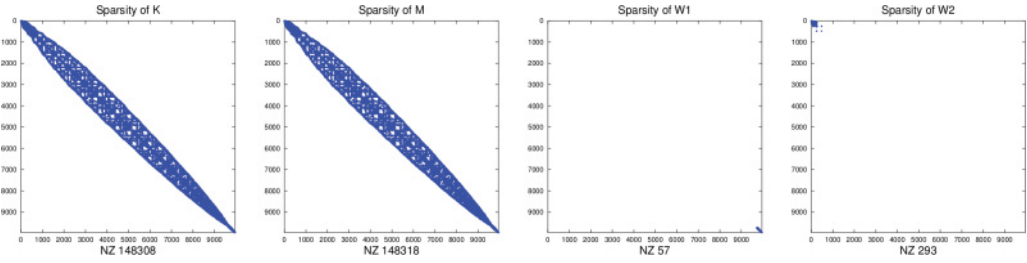


Fig. 4. Sparsity patterns of K , M , W_1 , and W_2 for Example 5.2. NZ below each figure stands for the number of non-zero elements in the matrix.

iterations, we tried new starting guesses by randomly choosing a point in

$$[\operatorname{Re}(\lambda_0) - 1000, \operatorname{Re}(\lambda_0) + 1000] + i[\operatorname{Im}(\lambda_0) - 1000, \operatorname{Im}(\lambda_0) + 1000].$$

Using this trick, we were able to find more nonlinear eigenvalues.

Example 5.2. For this example, we use the *gun* problem taken from the NLEVP collection [Betcke et al. 2013], which models a radio-frequency gun cavity. This problem is the biggest banded problem currently available in the collection. The problem takes the form

$$H(\lambda) = K - \lambda M + i(\lambda - \sigma_1^2)^{1/2} W_1 + i(\lambda - \sigma_2^2)^{1/2} W_2,$$

where K , M , W_1 , and W_2 are real symmetric 9956×9956 matrices. This $H(\lambda)$ is already an unstructurally banded matrix function, so no permutations need be done as in Example 5.1. Figure 4 shows plots of the sparsity patterns of these matrices. The matrices have bandwidths within $p = q = 843$, but the bandwidths for most rows are much smaller than this. This is especially true for W_1 and W_2 , which have only 57 and 293 nonzero elements, respectively.

When running this example, we set $\sigma_1 = 0.0$ and $\sigma_2 = 108.8774$. Setting the initial condition, λ_0 , anywhere between 20,000 and 25,000 leads to convergence of the nonlinear eigenvalue $2.234512e4 + i6.449986e-1$. Solving for another nonlinear eigenvalue leads to the program trying to find a nonlinear eigenvalue near zero, which makes the Newton steps fail since $H'(\lambda)$ becomes unbounded as $\lambda \rightarrow 0$. In Figure 5, we show the residuals at each iteration given various initial conditions.

Finally, to show that the unstructurally banded algorithm is much faster than the dense Kublanovskaya algorithm, we show timings for both algorithms run on a personal workstation. The dense algorithm we use is basically the original Kublanovskaya method without exploiting any unstructurally banded structure. The QR decomposition with column pivoting uses LAPACK's `zgeqp3`, which calculates the QR decomposition of a matrix with column pivoting such that the diagonal elements of the upper triangular matrix are decreasing in absolute value. Table III has the timings for computing one nonlinear eigenvalue for both examples using both the sparse and dense algorithms. Clearly, the dense version of the algorithm takes much longer to compute. Also, Example 5.1 takes significantly less time than Example 5.2 for the sparse solver because the bandwidth is considerably smaller in Example 5.1.

Remark 5.2. We compared results for the *gun* problem using the method described in this article against CORK and NLEIGS referenced in the introduction, since this problem is implemented as an example by those packages. Both packages converged to the nonlinear eigenvalue given previously, and both took less time for the computation even when compared to our C++ implementation. At least one reason for this is our code has not been tuned yet to take advantage of level 2 and 3 BLAS routines,

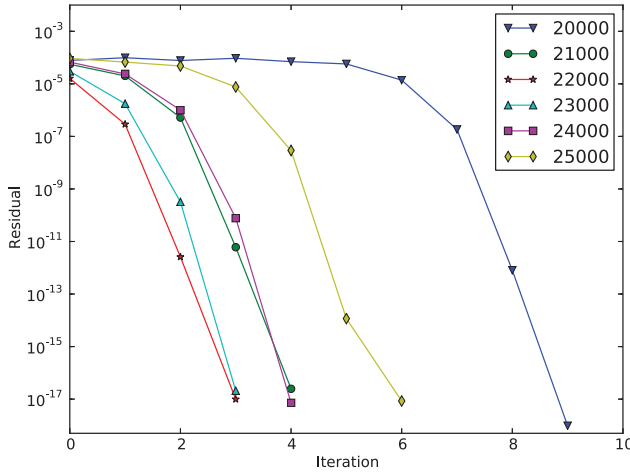


Fig. 5. Figure containing the residuals at each iteration for computing the nonlinear eigenvalue $2.234512e4 + i6.449986e-1$ in Example 5.2. The different lines represent the different initial guesses.

Table III. Timings for Finding One Nonlinear Eigenvalue for Each Example. Sparse Indicates Using the Unstructurally Banded Algorithm and Dense Indicates Using the Dense Matrix Algebra with the Kublanovskaya Method

Example	Initial Guess	Algorithm	Time (seconds)
5.1	-1408 - 21493i	Sparse	20s
5.1	-1408 - 21493i	Dense	1411s
5.2	22000	Sparse	283s
5.2	22000	Dense	1665s

given the complication of the unstructured nature of the algorithm. The CORK and NLEIGS software packages implicitly take advantage of level 2 and 3 BLAS routines in MATLAB, since their algorithms are easily written in vectorized form.

6. CONCLUDING REMARKS

We have presented new methods based on Kublanovskaya's method for solving the nonlinear eigenvalue problem for banded problems. In particular, new data structures were presented for the unstructurally banded case. While the new data structures are more complicated than most sparse or banded matrix data structures, they enable more efficient use of memory. We also explained how to find several nearby nonlinear eigenvalues to already calculated ones. Finally, we presented two examples to show the capabilities of the new methods, and we have made the source code publicly available [Garrett and Li 2013] to reproduce the results and solve other unstructurally banded nonlinear eigenvalue problems.

A. APPENDIX ON DIFFERENTIABILITY

What follows is taken from Li [1989] for deriving a $Q(\lambda)$ and $R(\lambda)$ used to find $r_m(\lambda)$ in Equation (2.6), where $Q(\lambda)$ and $R(\lambda)$ are differentiable at $\lambda = \lambda_0$ with $Q(\lambda_0) = Q_0$ and $R(\lambda_0) = R_0$.

Write $Q_0^* H(\lambda) \Pi = R_0 + E$, where

$$E = Q_0^* H'(\lambda_0) \Pi (\lambda - \lambda_0) + O(|\lambda - \lambda_0|^2).$$

- V. N. Kublanovskaya. 1970. On an Approach to the Solution of the Generalized Latent Value Problems for λ -Matrices. *SIAM J. Numer. Anal.* 7 (1970), 532–537.
- R.-C. Li. 1989. QR decomposition and nonlinear eigenvalue problems. *Math. Numer. Sinica* 11 (1989), 374–385. [in Chinese]
- R.-C. Li. 1992. Compute multiple nonlinear eigenvalues. *J. Comp. Math.* 10 (1992), 1–20.
- V. Mehrmann and H. Voss. 2004. Nonlinear eigenvalue problems: A challenge for modern eigenvalue methods. *GAMM Rep.* 27 (2004), 121–152.
- G. W. Stewart. 1998. *Matrix Algorithms Vol. I: Basic Decompositions*. SIAM, Philadelphia, PA, 1998.
- D. B. Szyld and F. Xue. 2013. Local Convergence Analysis of Several Inexact Newton-Type Algorithms for General Nonlinear Eigenvalue Problems. *Numer. Math.* 123 (2013), 333–362.
- F. Tisseur and K. Meerbergen. 2001. The quadratic eigenvalue problem. *SIAM Rev.* 43 (2001), 235–386.
- R. Van Beeumen, K. Meerbergen, and W. Michiels. 2015. Compact rational Krylov methods for nonlinear eigenvalue problems. *SIAM. J. Matrix Anal. Appl.* 36(2) (2015), 820–838.
- H. Voss. 2004. An Arnoldi method for nonlinear eigenvalue problems. *BIT Numer Math.* 44 (2004), 387–401.
- J. H. Wilkinson. 1965. *The Algebraic Eigenvalue Problem*. Oxford University Press, London, 1965.

Received February 2014; revised December 2015; accepted December 2015